

Right to Life of Indianapolis, Inc. Teens for Life

EDUCATING GENERATIONS FOR LIFE

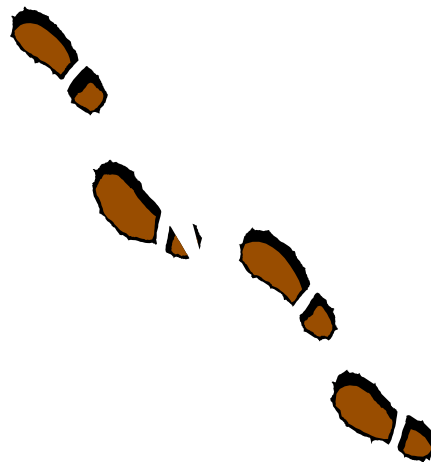
student guide

"I am only one, but I am one. I cannot do everything, but I can do something, and because I cannot do everything I will not refuse to do something that I can do."

D.L. Moody

Step by Step

**A guide for developing a
Teens for Life Club within
your school, church or youth group.**



**RTL of Indianapolis, Inc.
Teens for Life**

1060 E. 86th Street
Suite 61 B
Indianapolis, IN 46240

Phone: 317-582-1526

Fax: 317-819-5045

E-mail:

life@rtlindy.org

www.rtlindy.org

Making a difference one LIFE at a time!

Step by Step

Published by
Right to Life of Indianapolis, Inc.
Teens for Life



1060 E. 86th Street Suite 61-B
Indianapolis, IN 46240
317-582-1526
life@rtlindy.org
www.rtlindy.org

With permission from
Grand Rapids
Students for Life
2340 Porter Street SW
P.O. Box 901
Grand Rapids, MI 49509

First Printing 2005
Second Printing 2007
Revised/Third Printing 2008

Make a Difference One Life at a time!

- Are you dedicated to speaking up for those who are unable to speak for themselves?
- Do you believe that every human being should have the basic fundamental right granted by our Constitution, the right to life?
- Do you strive to protect all individuals from conception until natural death?

Join or Start a
TEENS FOR LIFE
Club at your school or church

"The moral test of society is how that society treats those who are in the dawn of life—the children; those who are in the twilight of life – the elderly; those who are in the shadow of life – the sick, needy and handicapped."

Hubert Humphrey

Teens for Life Mission Statement

Teens for Life is a group of high school and college students throughout the Indianapolis area committed to educating our peers on the realities of abortion, fetal development, stem cell research, euthanasia, and assisted suicide.

We are dedicated to speaking up for those who are unable to speak for themselves. We strongly believe that every human being should have the basic fundamental right which is granted by our Constitution, the right to life. We strive to protect all individuals from conception until natural death.

Where to begin?

1. Contact your friends first. Determine those who are firmly dedicated to pro-life principles and would be willing to work with you to establish a successful *Teens for Life* group at your church or school.
2. Find a pro-life teacher, youth director or parent who would be willing to be the group's advisor and to attend the regularly scheduled *Teens for Life* meetings at your school or church.
3. Determine the time and place to hold your meetings.
4. Submit the necessary permission forms through your advisor to the school or church administration.
5. Develop a plan for inviting students to the first meeting.
6. Plan the first meeting to be exciting and involve all the students attending.

Contact Right to Life of Indianapolis, Inc. for assistance and ideas, at life@rtlindy.org or 317-582-1526.

Club Meetings

Meetings are crucial to your success. A good meeting is fun, yet has an in-depth educational quality to it. Plan to have well prepared educational elements at every meeting.

Education is the most important part of your group's activities, and especially your regularly scheduled meetings. Without it, your group will be ineffective and eventually dissolve. Be sure that you are acquainted with the facts and that your core group of leaders is also well-educated about pro-life issues.

Planning Your First Club Meeting

Prior to First Meeting:

- Arrange for a speaker, video on a pro-life topic or make copies of the "What is Your Abortion IQ?" (Quiz is located in appendix.)
- Make posters and signs to place throughout your school or church stating the date, time and place of the meeting.
- Announce meeting time and place during the morning announcements a week before the meeting, the day before the meeting and again on the day of the meeting.
- Use e-mail, Facebook or MySpace to invite additional perspective members.

The First Meeting:

- Start off with a mixer and offer cookies or other refreshment.
- Open with prayer.
- Discuss the mission statement and establish a common understanding of it. (page 3)
- Discuss what it means to be pro-life and some goals for the group.
- Name your club. (i.e. "Lifesavers")
- Distribute/Discuss the most recent Teens for Life Magazine.
- Introduce the speaker, video, or the "What's Your Abortion IQ?" quiz.
- Elect officers for the following positions:
 President, Vice President and Secretary
- Announce the time and place of the next meeting.
- Gather personal information on members including e-mail addresses, so the sponsor or club president can communicate with members. *Please send member information to life@rtlindy.org They will receive the Teens for Life Enews and information on volunteer opportunities.*
- Don't be discouraged if only a few attend.
- Set the time of the first executive meeting. At the executive meeting officers will develop a calendar of events, plan meetings, plan projects, and discuss immediate goals.

Duties and Powers of Officers

The **Executive Committee** consists of the President, Vice-President, Secretary and Advisor. They are responsible for planning meetings, activities, to promote a pro-life presence in your school or church. They are also accountable for keeping members informed about current issues involving the pro-life movement.

President

- Announce and advertise meetings at least one week prior to the date of the meetings, with assistance of other officers
- Create and distribute agendas for all club meetings and executive meetings
- Preside at all Teens for Life meetings
- Appoint committees as needed with the approval of the officers

Vice President

- Perform the duties of the President in his/her absence
- At the request of the officers, perform needed organization and direction of special events
- Attend club and executive meetings

Secretary

- Take notes at all meetings and maintain/distribute minutes to officers and advisors. Keep a folder of all the club's events and activities
- Assist the President with club events
- Attend club and executive meetings

Advisor/Sponsor

- Attend all meetings or find a substitute
- Act as a liaison between the club and the administration
- Supervise all executive meetings

Meeting Ideas

THE GOAL: To establish a pro-life presence at your school or church.

Schedule speakers for meetings from other area pro-life organizations such as:

- Right to Life of Indianapolis Speakers Bureau (www.rtlindy.org)
- Life Centers (formerly Crisis Pregnancy Centers)
- Pro-life Adoption Agencies- St. Elizabeth Coleman Pregnancy & Adoption Center
- Local Pro-life Legislators
- Abortion Recovery Agencies
- The Peers Project (Public and Protestant Schools)
- Promise to Keep (Catholic Schools)

Include in your agenda a time for prayer

- Prayer Circle or Praying Around the Flagpole
- Scripture reading



Pro-Life Talk Show

- Interview students and faculty members on pro-life issues

Show a pro-life video.

There are many great videos available at Right to Life of Indianapolis, Inc.

Create a video project:

"Diversity Dialogue Video"

- Develop stimulating pro-life questions
- Video students throughout the school responding to questions
- Edit video responses
- Invite the school to preview the video at club meeting
- Create a panel to discuss topics from the video
- Or invite speaker(s) to discuss topics

"Pro-life Video"

- Video life week, trips and projects
- Show video at freshman or sophomore retreats

"To the mother alone it has been given that her soul during the nine months should touch the soul of her child."

Jean Baptiste Lacordaire

More Meeting Ideas

Schedule and Plan Events

- Plan trip to March for Life in DC
- Plan to attend Legislative Day
- Organize a Life Week
- Plan a "Raise Awareness" Activity
- Pro-life prayer breakfast
- Give out Life Savers taped to a card stating a "life fact" with an invite to join the club
- Visit a nursing home or plan and hold a prom or dance for seniors citizens
- Plan participation in 40 Days for Life
- Plan a pro-life walk—make flags and posters for the walk
- Make blankets for Birthline or Life Centers

Plan Fundraisers:

Fund Your Club Projects, Life Centers, Birthline or Right to Life of Indianapolis

- Make posters, flyers, and use email to announce fundraiser

Fundraiser Ideas

- *Bake Sales*
- *Button or Bracelet Sale*
- *Heart Cookie Sale*
- *Popcorn Sales*
- *T-shirt Sale*
- *Car Wash (Wash for Life—www.washforlife.org —Sept.)*
- *Movie Night—Free Screening of Bella —sell popcorn*
- *Schools with dress codes can buy the right wear jeans for a day*
- *Life Center baby bottles collection*
- *Baby Shower — student body donates baby supplies with winning class given pizza party*
- *Mother's Day cards sale*
- *Rose Sale for Valentine's Day*

Helpful Suggestions For Your Pro– Life Week

Let's Get Started!

1. Brainstorm with your group to create a theme for your Pro-Life Week.
2. Select a different issue for each day of the week.
3. Select club members to be responsible for a specific day and issue.

Examples:

Monday: Abortion

- Read a list of startling facts during announcements and lead in a prayer for life
- Decorate halls with pink and blue balloons (like a mock baby shower) and tape pictures of fetal development on lockers of club members
- Set up a table during lunch with information on abortion and club membership.

Tuesday: Adoption options

- Read facts about number of parents seeking to adopt since Roe v. Wade during announcements.
- Set up table during lunch with information on adoption and information on *Spiritual Adoption—each participant pledges to pray for nine months for an unborn child. They are asked to name their child to make the adoption seem more real. (Give them a 10 week baby foot pin to remind them to pray).*
- *Collect diapers to donate to Life Centers or Birthline*

Wednesday: Euthanasia and Genocide

- Read statistics on euthanasia and genocide in the morning announcements
- Put pictures and statistics on lockers
- Table at lunch with information on euthanasia and living wills
- Continue spiritual adoptions

Thursday– Persons with Disabilities

- Read a short inspiring short paragraph about a person born with a disability
- Put up pictures of the Special Olympics on lockers
- Table at lunch with information on abortion or euthanasia of persons with disabilities

Friday– Celebrate Life–

- Table at lunch with information on all life issues
- Give out Life Savers taped to cards to students with a "life fact" and an invitation to your next club meeting.

Developing a Calendar of Events

Your calendar could include at least one of the these pro-life activities and events each month to establish a pro-life presence at your school:

- Volunteer at the Celebrate Life Dinner in September
- Organize a group from your school to attend the March for Life in Washington D.C.
- Participate in the Right to Life of Indianapolis annual Art, Speech, and Essay Contests
- Attend Legislative Day in Indianapolis January or February
- Volunteer at the Memorial Service for the Unborn in January
- Design a club t-shirt with a pro-life message and your club's name
- Participate in the National Pro-life T-Shirt Week by encouraging students in your school to wear pro-life t-shirts during the last week in April every year
For more information go to www.NPLTW.com.
- Hold a Pro-life Awareness Week to educate your school or church on pro-life issues
- Join 40 Days For Life in prayer at a local abortion facility in the spring or the fall.
- Volunteer/participate in the annual RTLI *Sunday Night Run*
- Take up a collection of baby items to be donated to a local crisis pregnancy center
- Volunteer to work at the RTLI booth at Black Expo, the State Fair, Back to School Fair, Home School Conventions, and other events. For specific information on times and places, go to our website www.rtlindy.org or email life@rtlindy.org
- Sponsor an activity at a senior center, assisted living facility or nursing home for seniors such as a dance, prom, or concert
- Sponsor a car wash for "Wash for Life" in September
- Sponsor a "silent day" in October —see www.silentday.org for instructions
Right to Life of Indianapolis will print cards for your club members to explain your silence and red armband to fellow students



Motivating your Teens for Life Members

The more opportunities you present to your group, the more active it will become. The following suggestions are samples of the many things your group can do.

Hold a Pro-Life Awareness Week

This should be a week designed to educate your school or church on current pro-life issues facing our society. The week should include some of the following: an information booth during lunchtime or after a church service containing pro-life information; pro-life speakers; crosses set up on the school or church property to represent the number of lives lost through abortion; and a vigil for the unborn. For more information about organizing a Pro-Life Awareness Week see page 8 and contact Right to Life of Indianapolis, Inc. for supplies and pamphlets.

Help out a local crisis pregnancy center


Your club can offer help to a crisis pregnancy center. You may also want to have a clothing drive for the center by collecting baby and maternity clothes from people in your churches and from family and friends. This work will help young mothers and make LIFE an easier choice for them.

Volunteer at the RTLI information booth at various venues

Your club could sign up to be responsible to man the booth for a 3 to 4 hour period at the RTLI booth at the State Fair, Back to School Fair, Home School Conventions, and other events. The booths have information, videos, and other pro-life materials available to inform the public on all the pro-life issues. For specific times and places, go to our website www.rtlindy.org or email life@rtlindy.org.

Wear pro-life clothing and accessories

Some of your members may not like to speak out, but they can make a statement by wearing pro-life clothing and accessories. Bracelets, pins and bumper stickers are available at the RTL of Indianapolis office. T-shirts and hats can be ordered.



Write a pro-life speech or paper



It can be very difficult at times to be a good pro-life student and it is not always appreciated, but usually your teachers and peers will respect you for the stand you take on current issues. Writing a speech or paper is also an effective way to find other pro-life students in your school. You will be educating yourself and others on important pro-life issues.

Take a stand on abstinence

Abstinence is the only sure way to avoid pregnancy. We need to let students know that the only "safe sex" is no sex. There are many great reasons for practicing abstinence and this would be a great topic for your group to discuss at a meeting.

Volunteer at Right to Life of Indianapolis, Inc.

Right to Life of Indianapolis, Inc. is always looking for volunteers to help with computer input and internet research.

Pray at a local abortion clinic

The power of prayer is the most useful source the pro-life movement has in ending abortion in our country. It is through education, dedication and prayer that we will soon begin to see a new respect for life restored in our community. Join others in prayer at a local abortion clinic. Your club could commit to pray with 40 Days for Life at the Planned Parenthood Facility, 8590 Georgetown Rd. Other facilities: Clinic for Women Inc., 3607 West 16th Street; Indianapolis Women's Center, 1201 N. Arlington; Affiliated Women's Services, Inc., 2215 Distributors Dr.

Write letters to your legislators

Your voice is being heard by writing letters to your congressmen. Legislators do pay attention to their mail. Even if they do not read every letter themselves, the people on their staff keep them informed of the trends in their mail. For names, addresses and issues, check www.rtlindy.org and click on Pro-Life Legislation. Sign up to meet your legislator at Legislative Day.




Lobbying with your congressmen

Find out what issues need attention and contact your congressmen. If you cannot see them in Washington, see them locally. Most senators and representatives hold town meetings and have local offices. Find out what their schedules are and make a point of seeing them when they are in the area. Call ahead for an appointment.

Take part in politics

Teens for Life as a group cannot endorse political candidates, however, individuals in your club can volunteer to support pro-life candidates on the local, state and federal level. Many pro-life candidates would be very thankful for help with phone calls or stuffing envelopes. Volunteers can be a valuable factor in a political campaign.



Communication and Enthusiasm

Constantly keep in touch with your members. Remember that the students who attend your group will be very busy with lots of activities and responsibilities. If your voice is to be heard you will need to be persistent.

Regular meetings held for education and information is very crucial, however, every student who joins Teens for Life will not view it as the most important activity on their schedule. They may disappoint you with their irregular attendance and lack of enthusiasm for your projects. Don't be discouraged! Just having a Teens for Life Club is an important accomplishment.

Remember that fighting for pro-life causes can be frustrating and disappointing at times. Be positive with your group. Remind them of the progress the group has made. The club presents a pro-life presence in your school or church. It may be the only pro-life voice at their school or church and without their efforts there would be no one to speak out. Congratulate them often for their efforts. Be challenging and remind them that they will constantly be faced with these issues. There are millions of innocent lives depending on all of us. Your group is very important no matter how big or small. You can make a difference!

*It is a poverty to decide that a child must die so
that you may live as you wish."
Mother Teresa of Calcutta*

Resources and Opportunities At Right to Life of Indianapolis

Resources

Materials for papers or talks at school

Videos, tapes and books to borrow or buy

Pamphlets on the topics of Abstinence, Abortions Effect on Men, Abortion and Women, Adoption, Black Americans for Life, Brochures in Spanish, Euthanasia, Morning After Pill, Partial Birth Abortion, Post Abortion Syndrome and many more.

Teens for Life magazine and website www.teensforlife.com

Bracelets, baby feet pins, bumper stickers, bookmarks, etc.

Speakers Bureau

We provide speakers, free of cost, to speak on a variety of life topics, including stem cell research, euthanasia, abortion, and fetal development. Find more information on our website

www.rtlindy.org

Opportunities for Student Participation

Speech contest - 10th, 11th and 12th grades

Essay contest - 7th, 8th, 9th & 10th, 11th & 12th

Art Contest - 9th, 10th, 11th & 12th

Right to Life of Indianapolis *Sunday Night Run* (spring)

March for Life in D.C. (January)

Check our website for deadlines and applications— www.rtlindy.org

Opportunities to Volunteer

State Fair booth (August)

Black Expo booth (July)

Back to School (August)

Golf Outing (summer)

Celebrate Life Dinner (September)

Other church and community functions

Memorial Service- Rose Ceremony

Find more information on our website www.rtlindy.org

Sample

**Test your Abortion IQ! Quiz
&
Answer pages**

WHAT'S YOUR ABORTION IQ?

How much do you know about abortion? Choose the correct answers to find out.

- 1. On January 22, 1973 the U.S. Supreme Court legalized abortion through which month of pregnancy?**
 - A. 3rd month
 - B. 4th month
 - C. 6th month
 - D. 9th month

- 2. Since abortion was legalized in 1973, surgical abortion alone has extinguished the lives of approximately _____ pre-born babies.**
 - A. 7 million
 - B. 23 million
 - C. 31 million
 - D. 49 million

- 3. Proponents of abortion argue that abortion should be available when in cases of rape or incest. Abortions performed for these reasons comprise:**
 - A. Less than 1% of all abortions
 - B. 33% of all abortions
 - C. 65% of all abortions
 - D. 50% of all abortions

- 4. Most abortions are performed during the first 12 weeks of pregnancy. By the 12th week, the baby has the following:**
 - A. Heartbeat
 - B. Detectable brain waves
 - C. Distinct fingerprints
 - D. Complete & functioning organ systems
 - E. A,C, & D
 - F. A,B,C, & D

- 5. How many abortion clinics are right here in Indianapolis?**
 - A. One
 - B. Two
 - C. Three
 - D. Four
 - E. None

- 6. About what percent of pregnancies end in surgical abortion?**
 - A. 10%
 - B. 16%
 - C. 24%
 - D. 29%

7. What percent of abortions performed in the U.S. are repeat abortions?
- A. 30%
 - B. 40.2%
 - C. 48%
 - D. 60.7%
8. In 2003, white women had 165 abortions per 1000 births, Hispanics had 228 abortions per 1,000 live births, while African American women had _____ abortions per 1,000 live births.
- A. 79
 - B. 134
 - C. 328
 - D. 491

True or False

- ___ 9. Thousands of women died from illegal abortions each year before the Supreme Court legalized abortion.
- ___ 10. Legalized abortion has reduced the number of unwanted children; therefore child abuse has decreased.
- ___ 11. In some states, the law allows a minor girl to have an abortion without the consent and some times even the knowledge of her parents.
- ___ 12. The unborn child in a woman's womb is actually part of her body.
- ___ 13. Legal abortion has made it extremely difficult for a couple to adopt a baby.
- ___ 14. Some newborn infants with handicaps are allowed to die (left untreated or unfed) after birth each year in America.
- ___ 15. One of every five pregnancies in the U.S. ends in abortion.

Abortion Quiz Answers

- 1. On January 22, 1973 the U.S. Supreme Court legalized abortion through which month of pregnancy?**
D. 9th month
Abortion on demand is legal in the United States up until the moment of birth for any reason whatsoever.
- 2. Since abortion was legalized in 1973, surgical abortion alone has extinguished the lives of approximately _____ pre-born babies.**
D. 49 million
Over 49 million unborn children have been killed by abortions since the 1973 Supreme Court decision according to the Alan Guttmacher Institute-Facts on Induced Abortions –July 2008.
- 3. Proponents of abortion argue that abortion should be available in cases of rape or incest. Abortions performed for these three reasons comprise:**
A. Less than 1% of all abortions
“In a 1987 survey by the Alan Guttmacher Institute in which abortion patients were asked why they were having an abortion, only 1 percent of the 1,900 women questioned named rape or incest. And 95 percent of those who mentioned rape or incest named other reasons as well for deciding to abort, the institute said.” -Tamar Lewin, NY Times October 1989.
- 4. Most abortions are performed during the first 12 weeks of pregnancy. By the 12th week, the baby has the following:**
F. A,B,C,& D
The unborn child is a complete and unique individual. All he needs is time and proper nutrition to develop and mature.
- 5. How many abortion facilities are located in Indianapolis?**
D. four
Clinic for Women Inc. — 3607 West 16th St.
Indianapolis Women’s Center —1201 N. Arlington
Affiliated Women’s Services, INC.— 2215 Distributors Drive
Planned Parenthood of Greater Indiana— 8590 Georgetown Rd
- 6. About what percent of pregnancies end in surgical abortion?**
D. 29 %
Guttmacher Institute. “In Brief—Facts on Induced Abortion if the United States.”, May 2006
- 7. What percent of abortions performed in the U.S. are repeat abortions?**
C. 48%
Guttmacher Institute. “In Brief—Facts on Induced Abortion if the United States.”, May 2006
- 8. In 2003, white women had 165 abortions per 1000 births, Hispanics had 228 abortions per 1,000 live births, while African American women had _____ abortions per 1,000 live births.**
D. 491
U.S. Department of Health and Human Services, Centers for Disease Control and Prevention, *Morbidity and Mortality Weekly Report*—Nov 2006 “Abortion Surveillance—United States, 2003”- Tables 9 and 10

True or False

- 9. Thousands of women died from illegal abortions each year before the Supreme Court legalized abortion.**

False – According to the Center for Disease Control, 39 maternal deaths occurred due to illegal abortions in 1972 (the year prior to the Roe v. Wade decision that legalized abortion nationally). Any loss of life is tragic, but this is nowhere near the alleged “thousands of deaths by back-alley abortions.”

- 10. Legalized abortion has reduced the number of unwanted children; therefore child abuse has decreased.**

False - Since 1973, child abuse has increased almost 400% in the U.S.; studies have shown that most abused children were wanted children. (Abortion, the ultimate in child abuse, is not included in this statistic).

- 11. The law allows a minor girl to have an abortion without the consent and sometimes even the knowledge of her parents.**

True and False- While parental permission is not required for a girl to have an abortion in most states, it is necessary if she wants to have her ears pierced. However, in twenty-two states a minor girl has to obtain permission from her one of her parents or guardians before she can obtain an abortion. Two states (MS, ND) require consent from both parents.

- 12. The unborn child in a woman's womb is actually part of her body.**

False - The child in the womb, although dependant on the mother, is a separate and distinct individual with a genetic makeup exclusively its own. The baby's cells are different from those of the mother's body and the baby may have a different blood type. After birth, when its place of residence has been changed, the baby is still dependant on others for food and total care.

- 13. Legal abortion has made it extremely difficult for a couple to adopt a baby.**

True - Annually there are about 2,000,000 couples applying for adoption of an infant; approximately 50,000 infants are available for placement.

- 14. Some newborn infants with handicaps are allowed to die (left untreated or unfed) after birth each year in America.**

True - The abortion mentality is leading to a general disrespect for life, in particular, "imperfect" life. Who is to determine the standards for "perfection"?

- 15. One of every five pregnancies in the U.S. ends in abortion.**

True - According to the latest statistics available from the Center for Disease Control, for every 100 live births, there were approximately 24 abortions in 2004.

Sample

**Constitution for
Teens for Life Club**

Teens for Life Club

Constitution:

Monthly meetings will take place in order to educate members on pro-life issues and to recruit volunteer's for pro life events. During each meeting guests speakers or members will update students on the latest information on life issues and other related issues such as abstinence or will plan coming events.

Membership is open to all students who aspire to promote life. They may participate in events and meetings as their schedule allows. There are no requirements or minimum number of hours that members are required to volunteer.

Service Opportunities such as Sunday Night Run in June, March for Life in D.C. in January, the Memorial Service for the Un-born, the Black Expo in July,, Back to School in August and the State Fair in August are some of the great volunteer event available. The club will also collect donations for Life Centers (Crisis Pregnancy Centers). Members can also enter essay, speech and art contests provided by the club through the Right to Life of Indianapolis.

Board of Officers:

Officers are elected each school year and their term consists of one school year.

President: Announce and advertise meetings, create and distribute agendas, appoint comities, attend monthly meetings.

Vice President: Perform duties for president in his/her absence and attend monthly meetings.

Sponsor: Attend all meetings and supervise volunteer opportunities.

Finances: No dues will be collected but some volunteer opportunities may have a cost or fee.

Sponsor: The club officers secure a sponsor from the school staff. The sponsor is responsible for attending each club meeting and executive meeting and communicating with the school administration.